



## INSPECTION CRITERIA FOR CHAIN

- General Information
- Web Slings
- Round Slings
- Sling Protection
- Wire Rope
- Chain Slings
- Rigging Hardware
- Mesh Slings
- Load Huggers
- Tow Products
- Lift-All Hoists
- Hoist Rings
- Plate Clamps
- Lifting Devices

### HEAT DAMAGE

**WHAT TO LOOK FOR:** Discolored areas of chain

**TO PREVENT:** High temperatures begin to affect alloy chain strength at 400°F. When using chain slings at elevated temperatures, refer to the *Lift-All* temperature chart for working load reductions.



### WORN LINKS

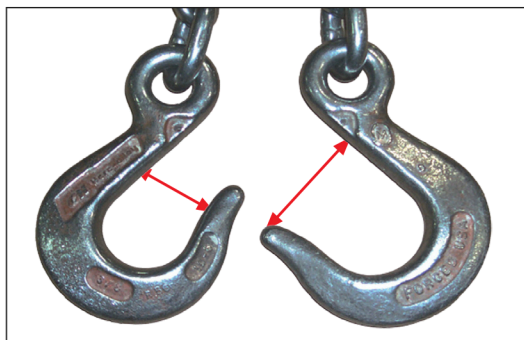
**WHAT TO LOOK FOR:** Excessive wear and a reduction of the material diameter, especially at the bearing points. Refer to *Lift-All* Wear Allowance Table for minimum allowable link thickness.

**TO PREVENT:** Wear is a natural result of sling use. Keeping load weights within the ratings of the slings being used will provide the maximum sling wear life.

### DAMAGED HARDWARE

**WHAT TO LOOK FOR:** Hooks and other fittings usually show wear at the bearing points. Hooks bent more than 10° from the plane or opened more than 15% of the normal throat opening.

**TO PREVENT:** Never tip load hooks or lift with hardware on a load edge.





## INSPECTION CRITERIA FOR CHAIN

The following photos illustrate some of the common damage that occurs, indicating that the sling must be taken out of service. For inspection frequency requirements, see General Information section in this catalog.

### STRETCHED CHAIN LINKS

**WHAT TO LOOK FOR:** Lengthening of the links and narrowing of the link width. Links that do not hinge freely with adjacent links are stretched and must be taken out of service; however, stretch **can** occur without this indicator. This damage indicates the sling has been extremely overloaded or subjected to shock loading.

**TO PREVENT:** Avoid overloading and shock loading.



### BENT LINKS


**WHAT TO LOOK FOR:** Bending usually occurs in only one or two adjacent links. Links will have an irregular shape when compared to other links.

**TO PREVENT:** Bent links are usually the result of the chain going around the sharp edge of a load during a lift. Load edges must be padded to protect both chain and load.

### WELD SPATTER

**WHAT TO LOOK FOR:** Metallic bumps on any link of chain.

**TO PREVENT:** The heat from weld spatter can adversely affect the strength of a chain link. Slings must be shielded from welding operations.



### GOUGED LINKS

**WHAT TO LOOK FOR:** Indentations on an otherwise smooth link surface.

**TO PREVENT:** Gouging of links is usually caused by heavy loads being dragged over or dropped onto the chain. Protect sling from these situations.

General  
Information

Web  
Slings

Round  
Slings

Sling  
Protection

Wire  
Rope

Chain  
Slings

Rigging  
Hardware

Mesh  
Slings

Load  
Huggers

Tow  
Products

Lift-All  
Hoists

Hoist  
Rings

Plate  
Clamps

Lifting  
Devices